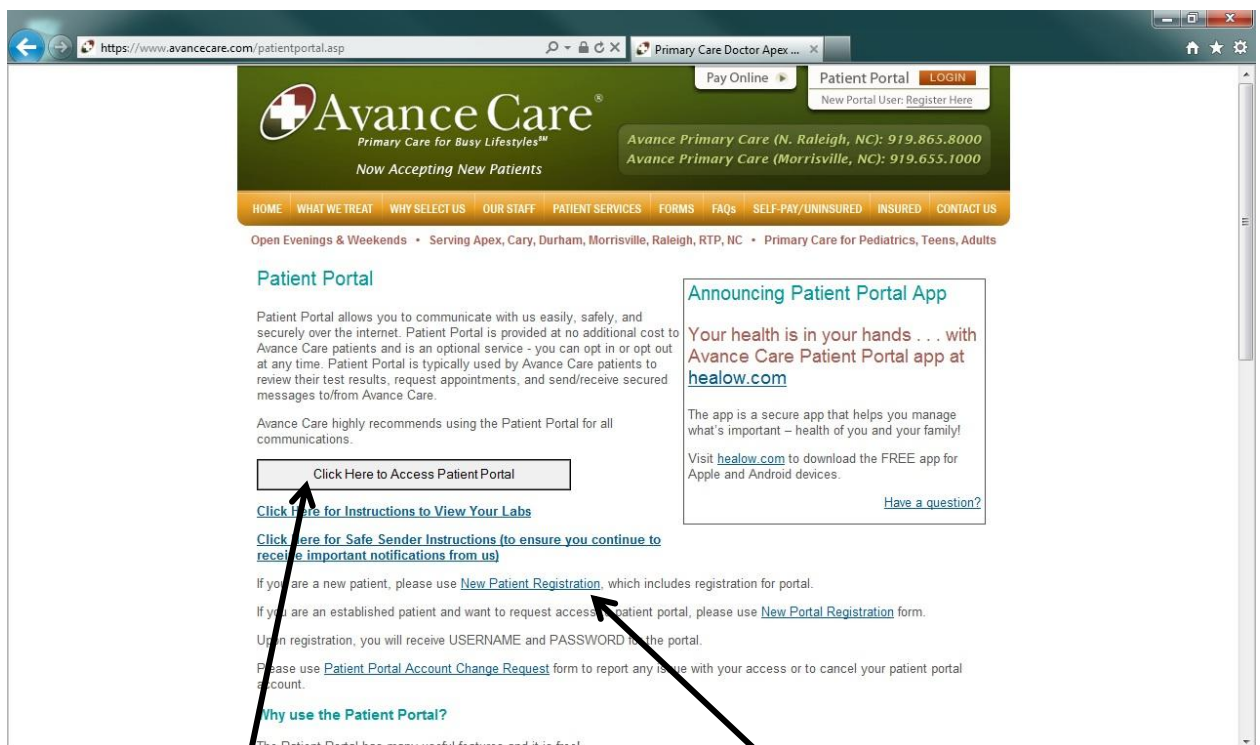


How to View Your Lab Results Online

- 1.) Go to www.avancecare.com

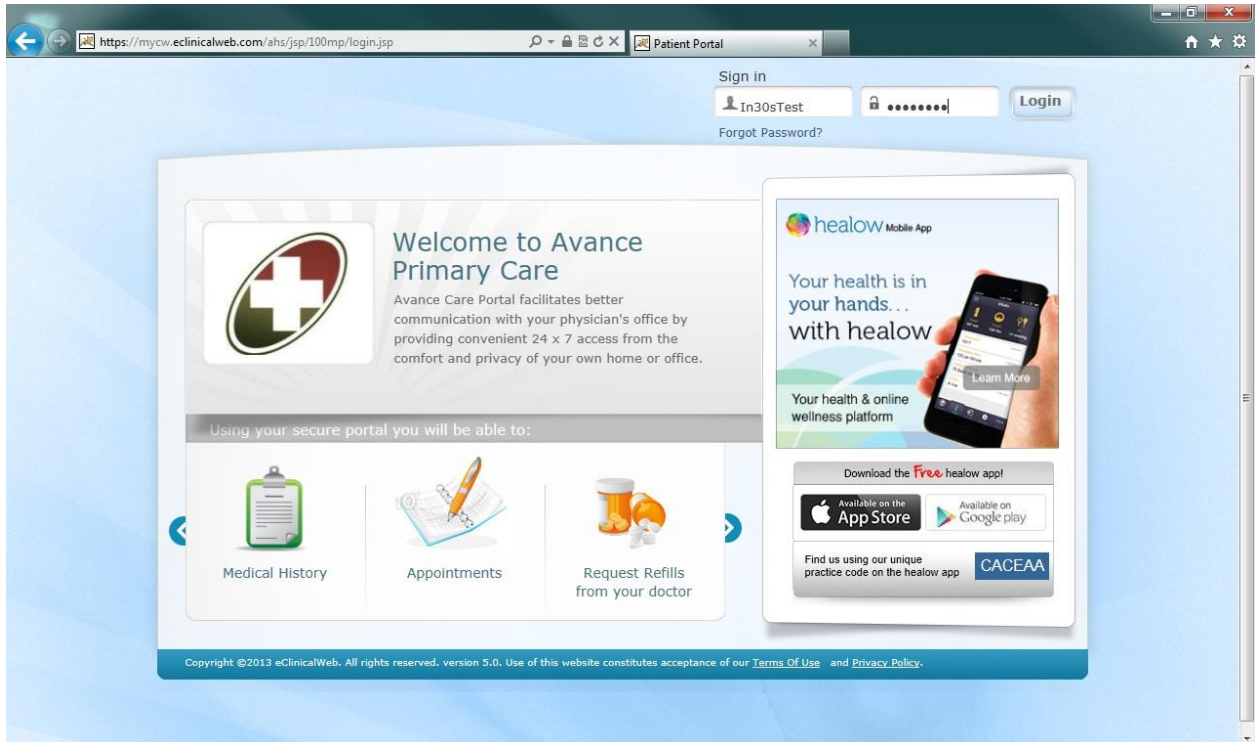


- 2.) Click on the Patient Portal “Login” link in the upper right hand corner.

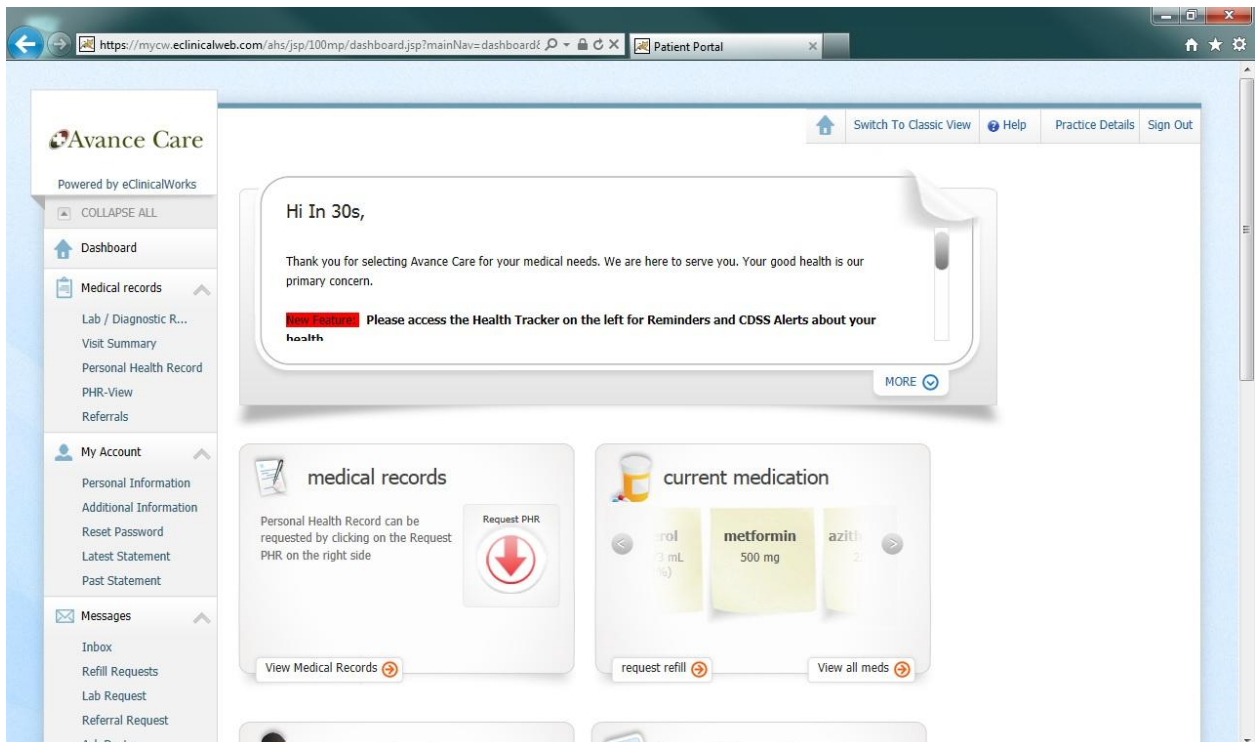


- 3.) Click on the “Click Here to Access Patient Portal” link.

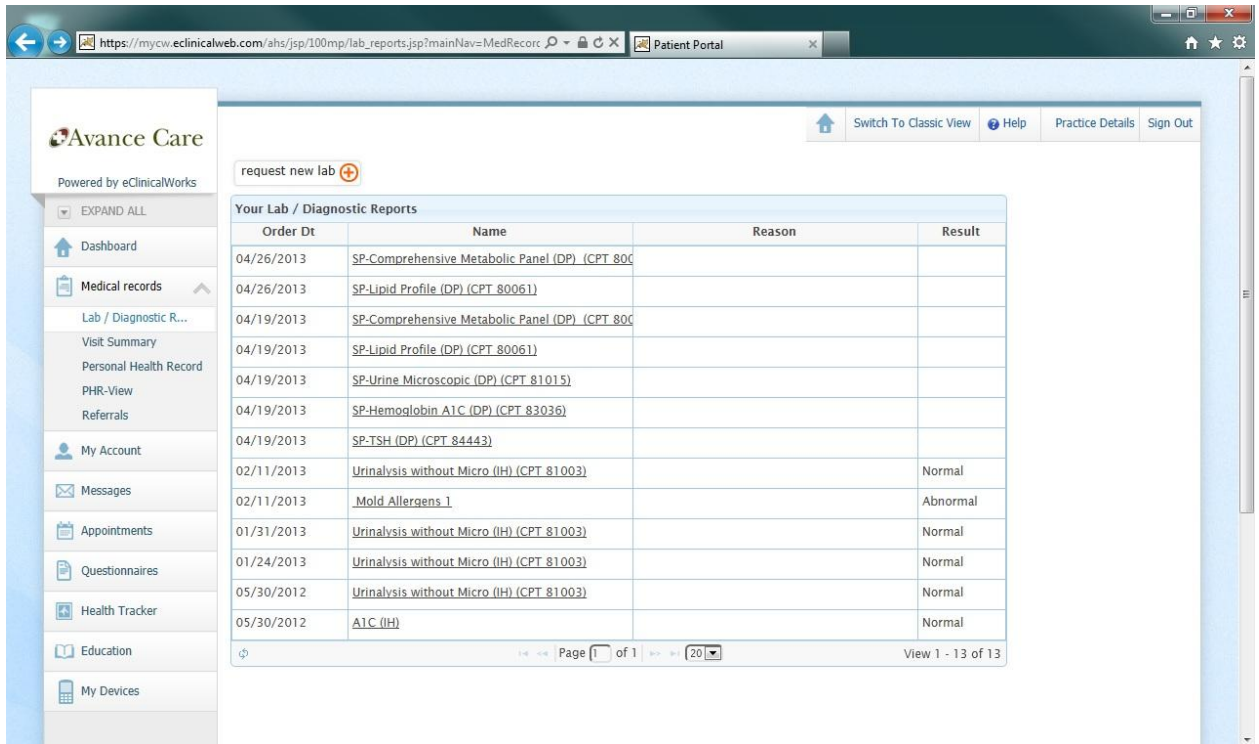
If you do not have a login for our patient portal, click on our “New Portal Registration” link. Fill out the information and our receptionist will contact you with your login information via email within 4 business hours.



- 4.) Sign in at the top right using your own username and password. The above “In30sTest” is used here for demonstrative purposes.



- 5.) You are now at your Patient Portal homepage! On the left hand menu bar, click on “Lab/Diagnostic Reports” under “Medical Records”.



The screenshot shows the Avance Care Patient Portal interface. On the left is a navigation menu with options like Dashboard, Medical records, My Account, Messages, Appointments, Questionnaires, Health Tracker, Education, and My Devices. The main content area is titled "Your Lab / Diagnostic Reports" and contains a table with the following data:

Order Dt	Name	Reason	Result
04/26/2013	<u>SP-Comprehensive Metabolic Panel (DP) (CPT 80006)</u>		
04/26/2013	<u>SP-Lipid Profile (DP) (CPT 80061)</u>		
04/19/2013	<u>SP-Comprehensive Metabolic Panel (DP) (CPT 80006)</u>		
04/19/2013	<u>SP-Lipid Profile (DP) (CPT 80061)</u>		
04/19/2013	<u>SP-Urine Microscopic (DP) (CPT 81015)</u>		
04/19/2013	<u>SP-Hemoglobin A1C (DP) (CPT 83036)</u>		
04/19/2013	<u>SP-TSH (DP) (CPT 84443)</u>		
02/11/2013	<u>Urinalysis without Micro (IH) (CPT 81003)</u>		Normal
02/11/2013	<u>.Mold Allergens 1</u>		Abnormal
01/31/2013	<u>Urinalysis without Micro (IH) (CPT 81003)</u>		Normal
01/24/2013	<u>Urinalysis without Micro (IH) (CPT 81003)</u>		Normal
05/30/2012	<u>Urinalysis without Micro (IH) (CPT 81003)</u>		Normal
05/30/2012	<u>A1C (IH)</u>		Normal

At the bottom of the table, there is a pagination control showing "Page 1 of 1" and "View 1 - 13 of 13".

6.) Lab results that have been sent to the Patient Portal by your doctor will appear here. This initial screen gives the date of the test, the test name, and a brief description of what the test results are. There will be some tests that have no brief description of the test result listed.

To see the actual test results, click on the underlined test name of the test you would like to review.